

Cookies help us to provide our services. By using these services, you accept our use of cookies. [Info](#)

[←](#) BACK

CODE 12612

VORTICE 150/6" AR

Wall/window axial fans

- [→ Description](#) [→ Certifications](#)
- [→ Technical Data Sheet](#) [→ Accessories](#)

DOCUMENTATION ↓



1 2 3

other images 





PRODUCTS > RESIDENTIAL VENTILATION > AXIAL FANS > WALL / WINDOW

Description

- Model designed for window/wall mounted installation.
- Material: UV resistant ABS plastic (prevents ageing caused by exposure to sunlight).
- Nominal diameter 150 mm.
- Motor protected against thermal overload, with shaft turning in self-lubricating bushings, coupled to screw type thermoplastic impeller with wing profile blades.
- Maximum extract air flow: 235 m3/h
Maximum supply air flow 150 m3/h
- IMQ SAFETY and IMQ PERFORMANCE certifications
- Vortice speed controller.

[Read full description](#)

Certifications

	IMQ	
	CE	↓
	IMQ Performance	
	EAC	



Technical Data Sheet

Technical and performance data Dimensions

Absorbed Current max (A)	0,11	Voltage (V)	220-240
Absorbed Power max (W)	25	Weight (Kg)	2,07
Frequency (Hz)	50/60	Delivery max - Extract (l/s)	65,3
Inlet	Automatico	Delivery max - Extract (m3/h)	235
Insulation Class	II°	Delivery max - Intake (l/s)	41,7
IP	X4	Delivery max - Intake (m3/h)	150
Max absorbed Power at 60Hz (W)	25	Delivery max (m ³ /h)	235
Max ambient temperature for continuous operation (°C)	50	RPM	1340

Max ambient temperature for continuous operation 60Hz (°C)	50	Rpm - Exhaust	1340
Nominal Diameter (mm)	190	Rpm - Supply	2040
∅ Discharge Hole (mm)	150	Sound Pressure level Lp [dB (A)] 3m	37,5

Interested?

If you are interested in this product, contact us or locate your nearest Vortice dealer.

[CONTACT US](#)

Documentation


You can see all the documentation relating to this product: price list, information booklet and wiring diagram.

[DOCUMENTATION](#)



Accessories

Discover accessories related to the product



KIT TE 150/6" (TORRETTA)

- Roof cowl/wind baffle kit.

[Go to data sheet](#) →



KIT MU (MURO)

- Wall mounting kit with rods.

[Go to data sheet](#) →



KIT VV 150/6" (DOPPI VETRI)

- Double opening window, secondary-glazed kit.

[Go to data sheet](#) →



KIT FF 150/6" (DOPPIA FINESTRA)

- Double opening window kit.

[Go to data sheet](#) →

[Find distributor](#) →

[Register for the Newsletter](#) →

[Contact us](#) →

Select country:

[International](#) [Italy](#) [United Kingdom](#) [France](#) [China](#) [Latam](#)
